




Swift

SCALES FOR EVERY TRADE

"THE WORLD'S FINEST WEIGHING MACHINES"

- All-enclosed mechanism, fully protected from dust and damp by compressed rubber mouldings and special seals beneath the plate or pan.
- Built on a rigid chassis to conform with the latest engineering practice. The mechanism is floating and independent of the case.
- Interchangeable precision-made components throughout ensuring long life and low cost of replacements. It is even possible to fit a new case over the mechanism to give a brand-new appearance.
- Indicator speed is adjustable to choice. Reading instantaneous and positive.
- Porcelain finish which keeps spotless merely by wiping with damp cloth. No exposed levers or other parts and no dust-trap corners.
- Easy read pricechart with full range of price computations. Efficient magnifier and automatic "Chart-lite" which eliminates errors... no brain or eye fatigue, no "giving away" overweight.
- Gives to every shop an air of modern efficiency, spotless cleanliness and the service every customer expects.
- Every machine is tested and stamped by Board of Trade Inspectors.



201b, SELF-INDICATING CYLINDER SCALE WITH PRICE COMPUTATIONS THROUGHOUT FULL WEIGHT RANGE FITTED WITH ENAMEL GOODS PLATE. (For details see overleaf).


SWIFT

20 lb. SELF-INDICATING CYLINDER SCALE

HERE is the weighing machine De Luxe—without doubt, the world's finest computing Cylinder Scale. All enclosed, with smooth flowing lines, it is a joy to look at and no less a joy to use. The ease and speed with which you can weigh to fine limits and read off the price, is a revelation the scale is quick acting, dead-beat and the exclusive Swift Chart-lite automatic illumination of the highly magnified chart makes it so easy to read at a glance.

The age-old troubles of automatic scales have gone by the board with this Swift patented design; no need now for frequent adjustment and repair. You can depend on this fine scale all the time, knowing that its precision-ground and lapped knife-edges, its unique chassis construction—to mention but two of the many exclusive features—will maintain correct balance, true adjustment for all time.

In appearance and in use the Swift Cylinder Scale is the finest investment the enterprising trader can possibly make.



For the Fruit and Vegetable trade the Swift Cylinder Scale can also be supplied with dark green enamel finish. The fittings ride on four inverted cups completely shielding the mechanism from water and dust.

SPECIFICATION

Capacity	Price Chart	Size of Base	Height	Weight	Trade Fittings
20 lb. x $\frac{1}{2}$ oz. divisions $\frac{3}{32}$ " apart	3d. to 2s. 6d.	21" x 19 $\frac{1}{2}$ "	30 $\frac{1}{2}$ "	148 lbs.	Enamel Plate Fruit Scoop Fish Pan




FISH PAN
18" x 12" x 3 $\frac{1}{2}$ "



DOUBLE-LIPPED
FRUIT SCOOP
20 $\frac{1}{2}$ " x 12" x 5 $\frac{1}{2}$ "



ENAMEL
PLATE
14 $\frac{1}{2}$ " x 11 $\frac{1}{2}$ "



The Swift main machine shop

SWIFT AND SWALLOW LIMITED

Head Office: AIRPORT WORKS · MAIDSTONE ROAD · ROCHESTER · KENT
Telephone: Chatham 3404

London Office and Service Depot: CENTURY WORKS, LEWISHAM, LONDON, S.E.13

Telegrams: Autoswift, Chatham
BRANCHES THROUGHOUT THE BRITISH ISLES